








































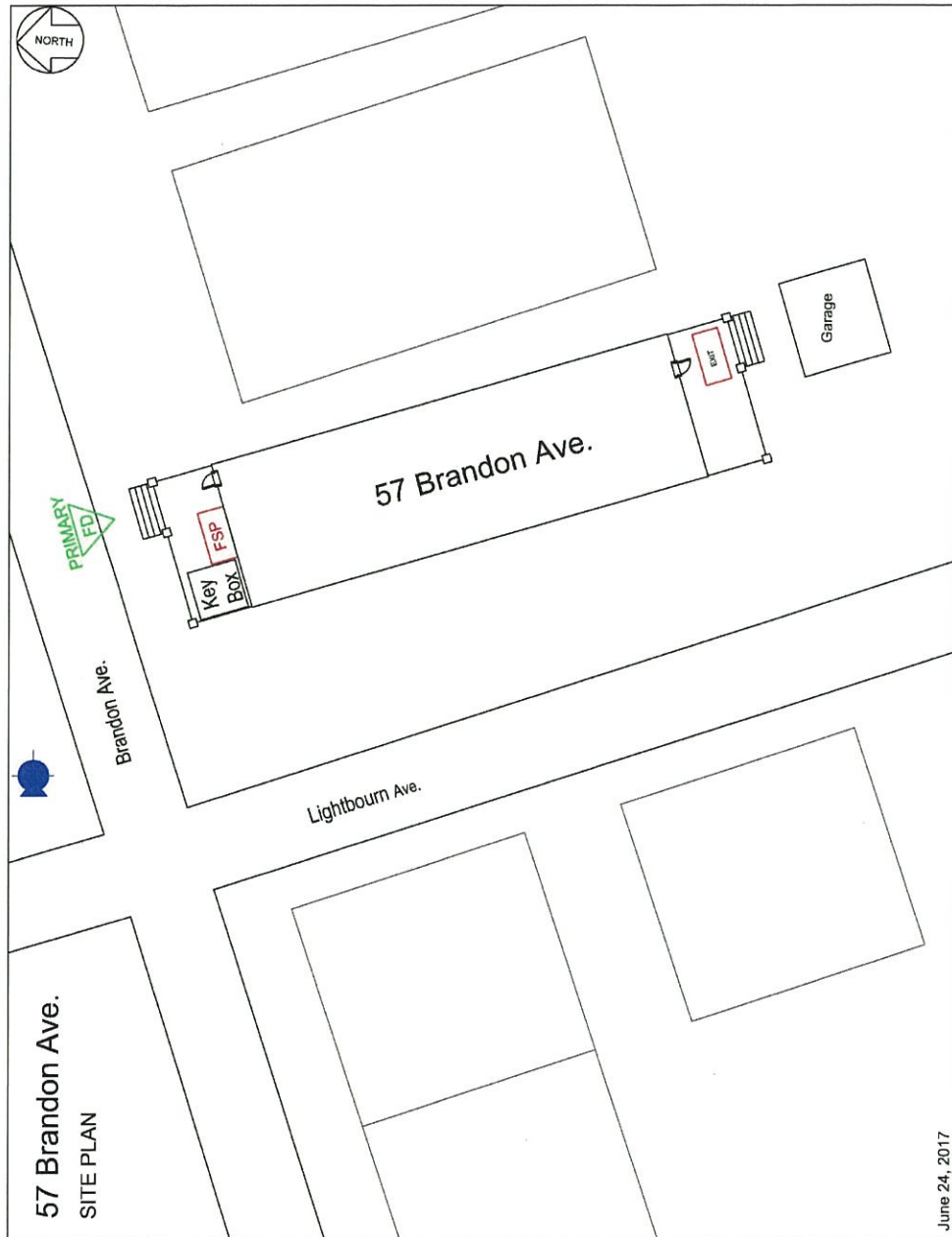
# SECTION 10 BUILDING SCHEMATICS

## 10.1 LEGEND

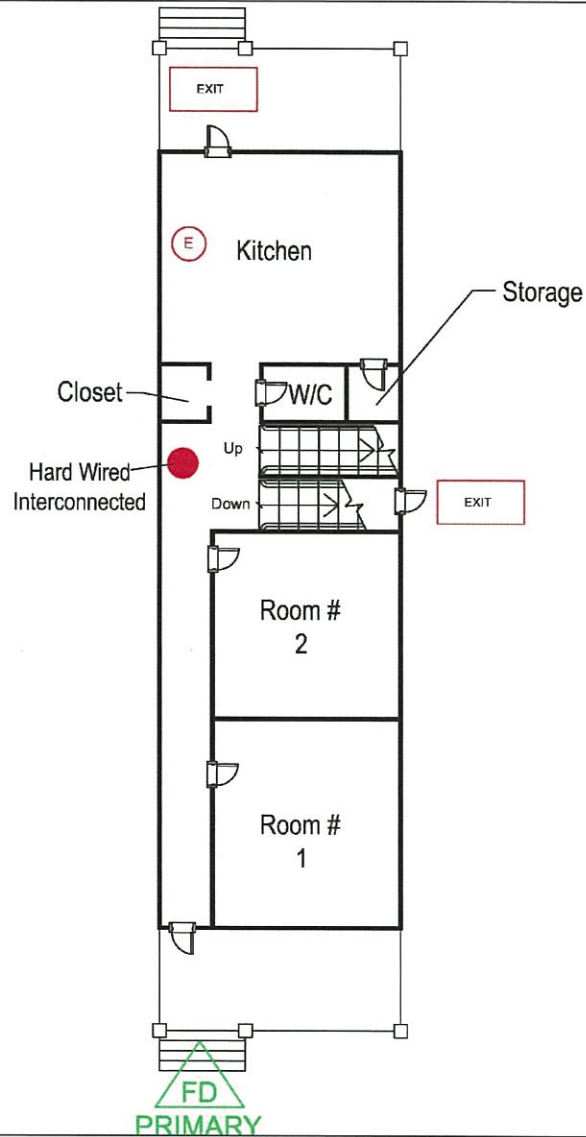
LEGEND	
<p style="text-align: center;"><b>FIRE ALARM</b></p> <ul style="list-style-type: none"> <li> FIRE ALARM CONTROL PANEL</li> <li> CENTRAL ALARM CONTROL FACILITY</li> <li> FIRE ALARM ANNUNCIATOR PANEL</li> <li> MANUAL PULL STATION</li> <li> FIREFIGHTERS EMERGENCY TELEPHONE</li> <li> FIRE ALARM SPEAKER</li> <li> SMOKE DETECTOR</li> <li> HEAT DETECTOR</li> <li> CO ALARM</li> <li> SMOKE ALARM HARDWIRED</li> <li> COMBINATION SMOKE / CARBON MONOXIDE ALARM</li> <li> FIRE ALARM BELL</li> <li> STROBE LIGHT</li> <li> SMOKE ALARM BATTERY</li> <li> MANUAL PULL STATION WITH JACK</li> </ul>	<p style="text-align: center;"><b>SPRINKLER/STANDPIPE</b></p> <ul style="list-style-type: none"> <li> FIRE HOSE CABINET W/ FIRE EXTINGUISHER</li> <li> STANDPIPE CONTROL VALVE</li> <li> SPRINKLER CONTROL VALVE</li> <li> GLYCOL SPRINKLER CONTROL VALVE</li> <li> FIRE PUMP</li> <li> PUMP TEST HEADER</li> <li> TEST LINE</li> <li> MAIN SPRINKLER INCOME VALVE</li> <li> SPRINKLER</li> </ul>
<p style="text-align: center;"><b>EMERGENCY POWER/LIGHTING</b></p> <ul style="list-style-type: none"> <li> EMERGENCY BATTERY UNIT W/ SPOTLIGHTS</li> <li> EXIT SIGN</li> <li> DIESEL GENERATOR</li> <li> DIESEL FUEL STORAGE TANK</li> <li> AUTOMATIC TRANSFER SWITCH</li> <li> EMERGENCY LIGHTING REMOTE DUAL HEAD</li> <li> EMERGENCY LIGHTING REMOTE SINGLE HEAD</li> </ul>	<p style="text-align: center;"><b>OTHER</b></p> <ul style="list-style-type: none"> <li> FIRE SAFETY PLAN BOX</li> <li> MAIN WATER SHUT-OFF VALVE</li> <li> MAIN ELECTRICAL DISCONNECT</li> <li> MAIN GAS SHUT-OFF</li> <li> EMERGENCY EXIT</li> <li> VERTICAL LADDER (ROOF ACCESS)</li> <li> FIRE ALARM SHUT-OFF VALVE</li> <li> SPRINKLER SHUT-OFF VALVE</li> </ul>
<p style="text-align: center;"><b>EXTINGUISHING</b></p> <ul style="list-style-type: none"> <li> FIRE EXTINGUISHER</li> </ul>	<p style="text-align: center;"><b>EXTERIOR</b></p> <ul style="list-style-type: none"> <li> FIRE DEPARTMENT PRIMARY ACCESS</li> <li> FIRE DEPARTMENT CONNECTION (LOW RISE)</li> <li> FIRE DEPARTMENT CONNECTION (HIGH RISE)</li> <li> MUNICIPAL FIRE HYDRANT</li> <li> MAIN GAS SHUT-OFF</li> <li> PRIVATE FIRE HYDRANT</li> </ul>

# SECTION 10 BUILDING SCHEMATICS

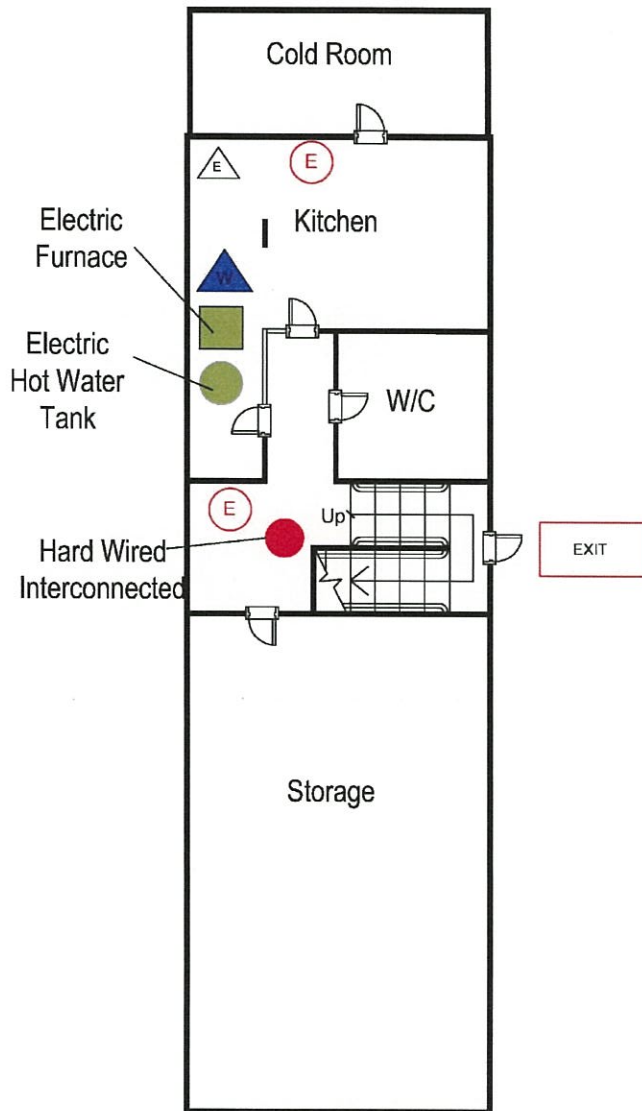
## 10.2 BUILDING FLOOR / SITE PLANS

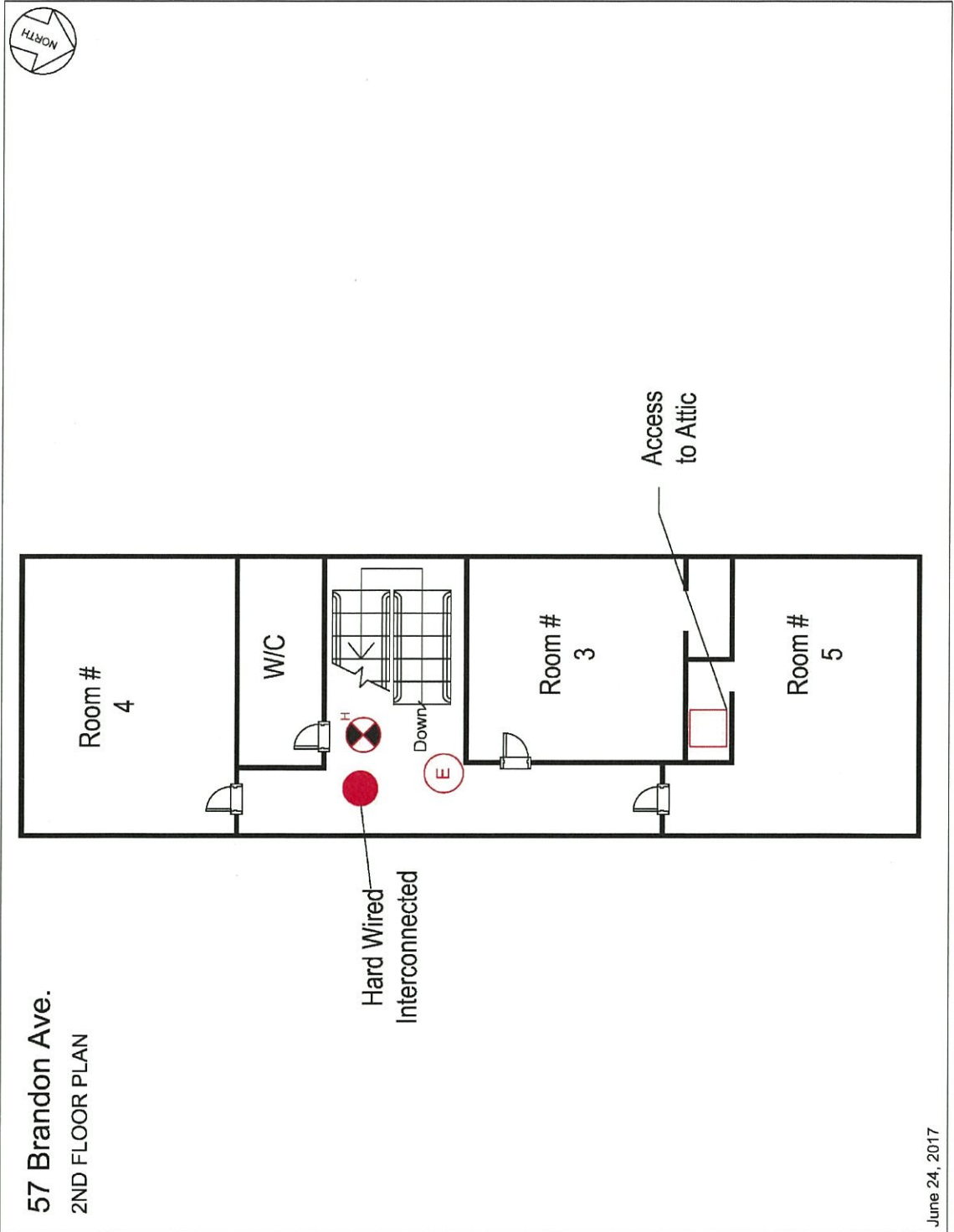


57 Brandon Ave.  
GROUND FLOOR PLAN



57 Brandon Ave.  
BASEMENT PLAN





57 Brandon Ave.  
2ND FLOOR PLAN

June 24, 2017